

The Nonprofit and Voluntary Sector in Atlantic Canada



According to the 2003 National Survey of Nonprofit and Voluntary Organizations (NSNVO), there are approximately 13,000 nonprofit and voluntary organizations in the Atlantic provinces, which account for about 8% of the 161,000 nonprofit and voluntary organizations in Canada.

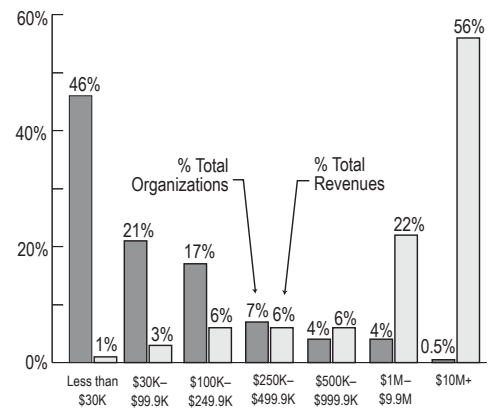
Collectively, organizations in Atlantic Canada have total annual revenues of \$6 billion and a total paid staff of 106,000 (\$4 billion annual revenues and 83,000 staff when Hospitals, Universities and Colleges are excluded). Atlantic-based organizations report a volunteer complement of 1 million people, who collectively contribute about 127 million hours of volunteer time per year, the equivalent of approximately 66,000 full-time jobs. Organizations in this region also report a total membership of 5 million people, meaning that the average Atlantic Canadian is a member of two organizations.

less than 1% of organizations, they account for over one quarter (26%) of total revenues.

Revenue Size

Most revenues are concentrated among a comparatively small number of very large organizations. Although less than 1% of organizations in Atlantic Canada have annual revenues of \$10 million or more, these organizations account for over half (56%) of total revenues. The 46% of organizations with annual revenues less than \$30,000 collectively account for just 1% of total revenues. Hospitals, Universities and Colleges account for just under half (45%) of the revenue in the \$10 million or more category (26% of total revenues for all organizations).

Percentage of Organizations and Percentage of Total Revenues by Revenue Size



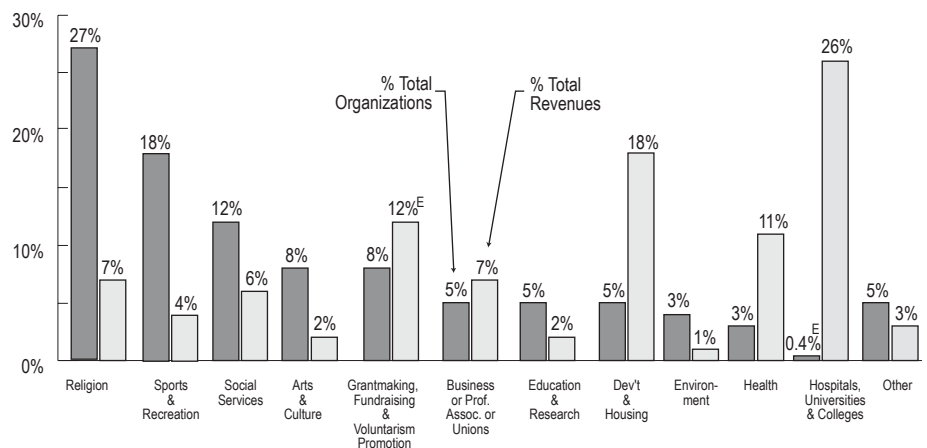
Revenue Sources

Revenues from government account for just under half (45%) of total revenues of nonprofit and voluntary organizations in Atlantic Canada. Forty-two percent of total revenues comes from earned income, 11% from gifts and donations, and the balance (2%) from other sources.

Activity Area

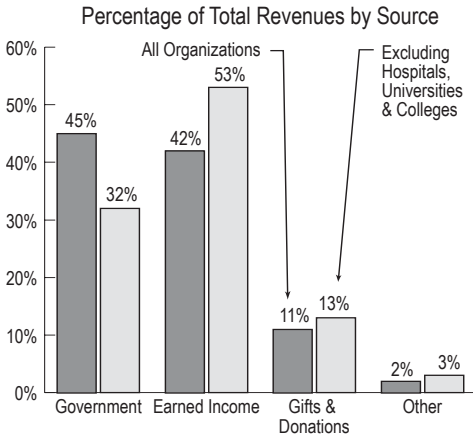
Religious organizations are the most common type of organization in Atlantic Canada, accounting for 27% of all organizations, followed by Sports and Recreation organizations (18%), Social Services organizations (12%), and Arts and Culture organizations (8%). Although Hospitals, Universities and Colleges represent

Percentage of Organizations and Percentage of Total Revenues by Activity Area



^E = Sample size limitations affect the reliability of this estimate.

The Nonprofit and Voluntary Sector in Atlantic Canada

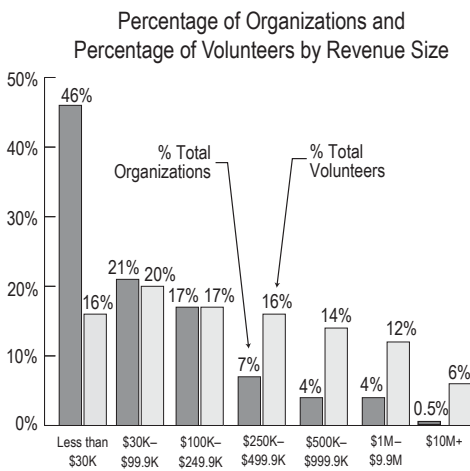


However, excluding Hospitals, Universities and Colleges, organizations receive 32% of their revenues from government, 53% from earned income, 13% from gifts and donations, and 3% from other sources.

Volunteers

Virtually all nonprofit and voluntary organizations in Atlantic Canada involve volunteers, either as board members or to help carry out their activities. In fact, just under one half of organizations (48%) are completely volunteer run, having no paid staff. Collectively, organizations in this region have approximately 1 million volunteers, of which 113,000 are board members and 900,000 are non-board volunteers.

Volunteers in Atlantic Canada tend to be concentrated in mid-sized and larger organizations. The 16% of organizations with annual revenues of \$250,000 or more account for almost half (47%*) of total volunteers. Conversely, the 46% of organizations with annual revenues of less than \$30,000 account for just 16% of all volunteers.

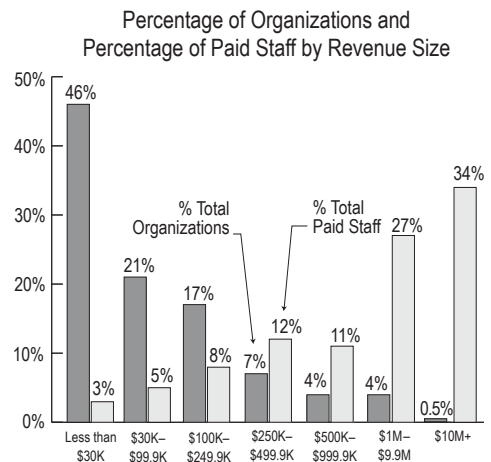


Canadians) of these employees work full-time, while 35% (37,000) work part-time (55,000 full-time and 28,000 part-time when Hospitals, Universities and Colleges are excluded).

Almost two thirds (61%) of all paid staff in Atlantic Canada work for large organizations (those with \$1 million or more in annual revenues), even though these organizations account for less than 5% of organizations. In contrast, the 46% of organizations with annual revenues less than \$30,000 account for just 3% of total employment. Even though Hospitals, Universities and Colleges represent a tiny minority of organizations, they account for almost two thirds (61%) of total employment in the \$10 million or more category (21% of total employment for all organizations).

Employees

Just over half (52%) of nonprofit and voluntary organizations in Atlantic Canada have paid staff. Collectively, these organizations have approximately 106,000 employees (83,000 when Hospitals, Universities and Colleges are excluded). Almost two thirds (65%, about 69,000 Atlantic



* Figure differs from sum derived from chart due to rounding of numbers for individual categories.

The National Survey of Nonprofit and Voluntary Organizations (NSNVO) was conducted by a consortium of organizations consisting of Imagine Canada (formerly the Canadian Centre for Philanthropy), l'Alliance de recherche universités-communautés en économie sociale à l'Université du Québec à Montréal, the Canada West Foundation, the Canadian Council on Social Development, the Capacity Development Network at the University of Victoria, the Community Services Council of Newfoundland and Labrador, the Voluntary and Non-profit Sector Organization of Manitoba, Queen's University School of Policy Studies, and Statistics Canada.

A summary of the survey findings may be found in *Cornerstones of Community: Highlights of the National Survey of Nonprofit and Voluntary Organizations*, available at www.nonprofitscan.ca.



© 2005 Imagine Canada
 425 University Avenue, Suite 900
 Toronto, ON M5G 1T6
 Tel.: (416) 597-2293
 Toll free: 1-800-263-1178
 Fax: (416) 597-2294
 Email: info@imaginecanada.ca



Funded by Social Development Canada through the Voluntary Sector Initiative.