

The Nonprofit and Voluntary Sector in Manitoba, Saskatchewan and the Territories



According to the 2003 National Survey of Nonprofit and Voluntary Organizations (NSNVO), there are approximately 17,000 nonprofit and voluntary organizations in Manitoba, Saskatchewan, Nunavut, the Yukon, and the Northwest Territories, which account for about 11% of the 161,000 nonprofit and voluntary organizations in Canada.

Collectively, organizations in Manitoba, Saskatchewan, and the Territories have total annual revenues of \$12.5 billion and a total paid staff of 175,000 (\$6.5 billion annual revenues and 113,000 staff when Hospitals, Universities and Colleges are excluded). Organizations from this region report a volunteer complement of 2 million people, who collectively contribute about 301 million hours of volunteer time per year, the equivalent of approximately 157,000 full-time jobs. Organizations in this region also report a total membership of 13 million people, meaning that the average Canadian from Manitoba, Saskatchewan, and the Territories is a member of six organizations.

Activity Area

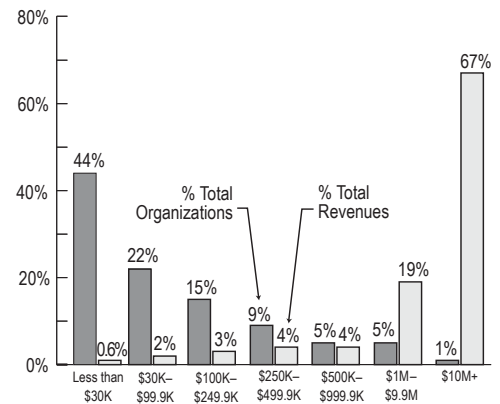
Religious organizations are the most common type of organization in this region, accounting for 23% of all organizations, followed by Sports and Recreation organizations (21%), Social Services organizations (11%),

and Arts and Culture organizations (10%). Although Hospitals, Universities and Colleges represent only 1% of organizations, they account for just under one half (48%) of total revenues.

Revenue Size

Most revenues are concentrated among a comparatively small number of very large organizations. Although just 1% of organizations in this region have annual revenues of \$10 million or more, these organizations account for two thirds (67%) of total revenues. The four in ten (44%) organizations with annual revenues less than \$30,000 collectively account for less than 1% of total revenues. Hospitals, Universities and Colleges account for over two thirds (70%) of revenues in the \$10 million or more category (47% of total revenues for all organizations).

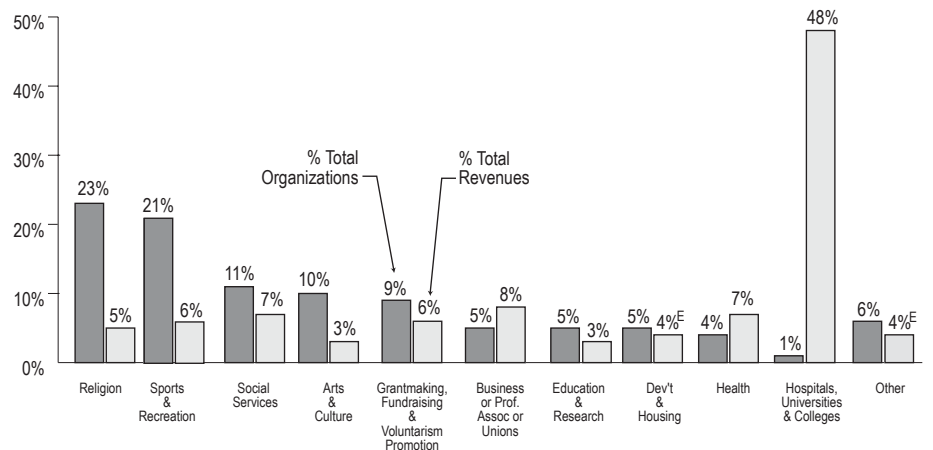
Percentage of Organizations and Percentage of Total Revenues by Revenue Size



Revenue Sources

Revenues from government account for just over half (53%) of total revenues of nonprofit and voluntary organizations in Manitoba, Saskatchewan, and the Territories. Roughly one third (36%) of total revenues comes from earned income, 10% from donations and gifts, and the balance (2%) from other sources.

Percentage of Organizations and Percentage of Total Revenues by Activity Area

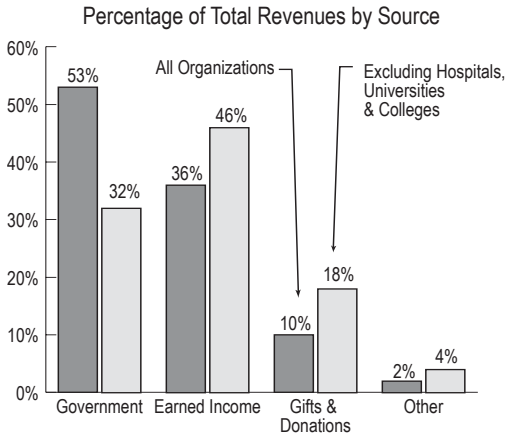


E= Sample size limitations affect the reliability of this estimate.

NSNVO

National Survey of Nonprofit and Voluntary Organizations

The Nonprofit and Voluntary Sector in Manitoba, Saskatchewan and the Territories

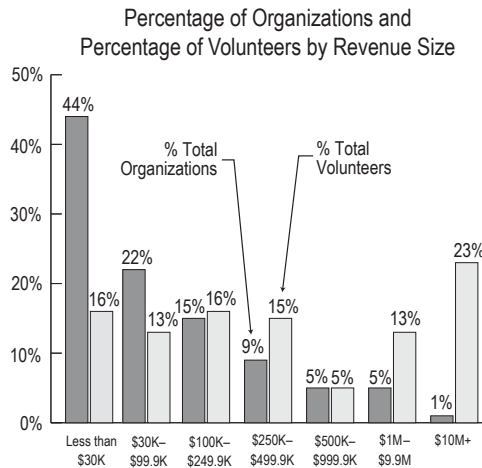


However, excluding Hospitals, Universities and Colleges, organizations receive 32% of their revenues from government, 46% from earned income, 18% from gifts and donations, and less than 4% from other sources.

Volunteers

Virtually all nonprofit and voluntary organizations in this region involve volunteers, either as board members or to help carry out their activities. In fact, one half of organizations (50%) are completely volunteer run, having no paid staff. Collectively, organizations in Manitoba, Saskatchewan, and the Territories have approximately 2 million volunteers, of which 143,000 are board members and 1.9 million are non-board volunteers.

Volunteers in this region tend to be more concentrated in larger organizations, although the degree of concentration is not as pronounced as with revenues or paid staff. The 1% of organizations with annual revenues of \$10 million or more account for almost one quarter (23%) of all volunteers, while the almost one half of organizations (44%) with annual revenues less than \$30,000 account for just 16% of all volunteers.

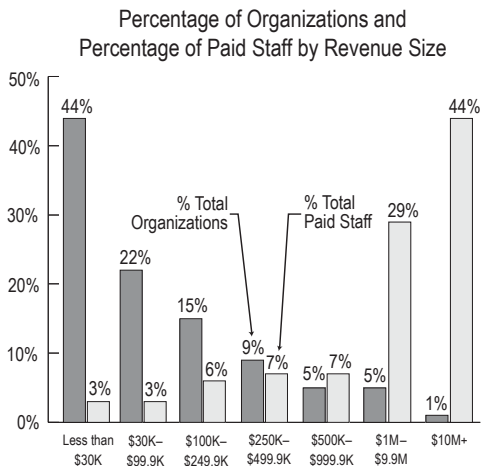


Employees

Half (50%) of nonprofit and voluntary organizations in Manitoba, Saskatchewan, and the Territories have paid staff. Collectively, these organizations have approximately 175,000 employees (113,000 when Hospitals,

Universities and Colleges are excluded). Almost two thirds (62%, about 108,000 Canadians) of these employees work full-time, while 38% (67,000) work part-time (70,000 full-time and 43,000 part-time when Hospitals, Universities and Colleges are excluded).

Almost three quarters (73%) of paid staff in this region work for large organizations (those with \$1 million or more in annual revenues), even though these organizations account for just 6% of organizations. In contrast, the 44% of organizations with annual revenues less than \$30,000 account for just 3% of total employment. Even though Hospitals, Universities and Colleges represent a tiny minority of organizations, they account for three quarters (75%) of total employment in the \$10 million or more category (33% of total employment for all organizations).



The National Survey of Nonprofit and Voluntary Organizations (NSNVO) was conducted by a consortium of organizations consisting of Imagine Canada (formerly the Canadian Centre for Philanthropy), l'Alliance de recherche universités-communautés en économie sociale à l'Université du Québec à Montréal, the Canada West Foundation, the Canadian Council on Social Development, the Capacity Development Network at the University of Victoria, the Community Services Council of Newfoundland and Labrador, the Voluntary and Non-profit Sector Organization of Manitoba, Queen's University School of Policy Studies, and Statistics Canada.

A summary of the survey findings may be found in *Cornerstones of Community: Highlights of the National Survey of Nonprofit and Voluntary Organizations*, available at www.nonprofitscan.ca.



© 2005 Imagine Canada
 425 University Avenue, Suite 900
 Toronto, ON M5G 1T6
 Tel: (416) 597-2293
 Toll free: 1-800-263-1178
 Fax: (416) 597-2294
 Email: info@imaginecanada.ca

Funded by Social Development Canada through the Voluntary Sector Initiative.